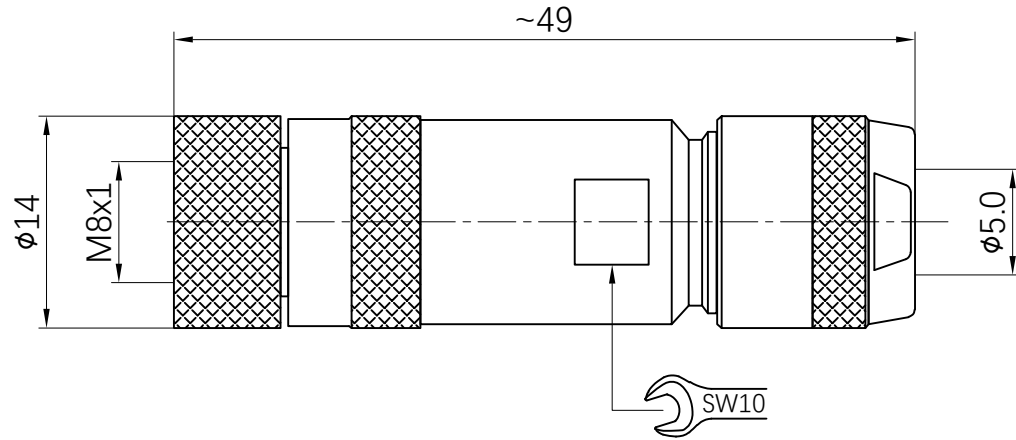
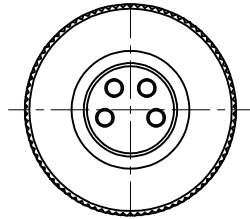


THIS DRAWING CONTAINS INFORMATION THAT IS PROPRIETARY TO YAMETER AND SHOULD NOT BE USED WITHOUT WRITTEN PERMISSION

	1	2	3	4	5	6	7	8	9	10	Customer drawing
REV	ECN NO	DESCRIPTION			DATE	APPROVED					
A	-	NEW RELEASED			2020.07.28	MAY.YU					

RoHS



#### Material:

1. Insulation: PA, Black
2. M8 Metal Thread: Copper Alloy, Nickel-Plated
3. O-Ring: NBR, Black
4. Contact: Copper Alloy, Gold-Plated
5. Shell: Copper Alloy, Nickel-Plated
6. O-Ring: NBR, Black
7. Connect Contact: Copper Alloy, Gold-Plated
8. Screw: Stainless iron
9. Cable Seal: Silicon, Black
10. Cable Clamp: PA, Black
11. Pressing Nut: Copper Alloy, Nickel-Plated




#### Technical Data:

1. Standard: IEC61076-2-104
2. Rated Voltage: 60V DC
3. Rated Current: 4A
4. Rated Temperature:  $-40^{\circ}\text{C}\sim +85^{\circ}\text{C}$
5. Durability:  $\geq 100$  Times Cycles
6. Protection Degree: IP67 (Correct locking state)
7. Applicable Cable Diameter:  $\phi 3\sim 5\text{mm}$



Connector Table 1

Yameter Part No.	Coding & Pins	Socket Pin out	Contact Size(mm)	Rated Current	Rated Voltage
M08AF03A6BK01	A Code 3 Pin		1.0	4A	60V/DC
M08AF04A6BK01	A Code 4 Pin		1.0	4A	60V/DC

UNMARKED TOLERANCES		TITLE M8 CONNECTOR SOCKET METAL FIELD INSTALLATION STRAIGHT WITH SHIELD		<div> Yameter</div> <div></div>			
DIMENSIONS	TOLERANCE						
x.	±0.5						
x.x	±0.25						
x.xx	±0.15						
0 to 500	+15 / -0	CUSTOMER	-	CUSTOMER PART NO.	-		
> 501	+3%/-0 of length	DRAWN BY	MAY.YU	PART NUMBER	M08AFXXA6BK01	SIZE A4	REV A
ANGLES		CHECKED BY	BILL.LEE	DRAWING NUMBER	M08AFXXA6BK01		
x°	±1°	APPROVED BY	TIGER.WANG	SCALE FREE	ALL DIMENSION UNIT IN MM		SHEET 1 OF 1

Yameter



0 10 20 30 40 50 60 70 80 90 100 110 120